

REVISION: Updated Format & Content

CHECKED BY (ENGINEERING): SJ

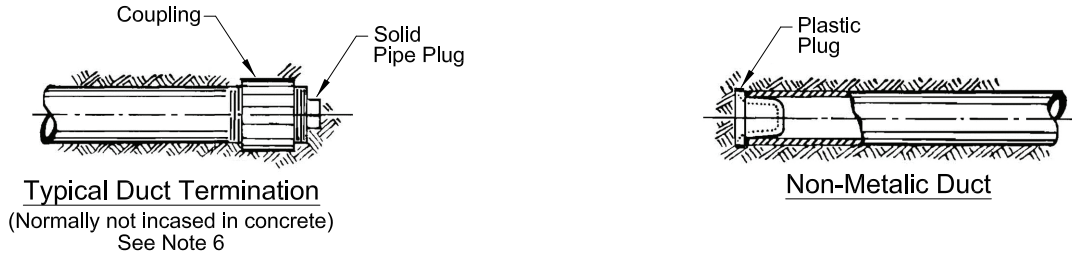
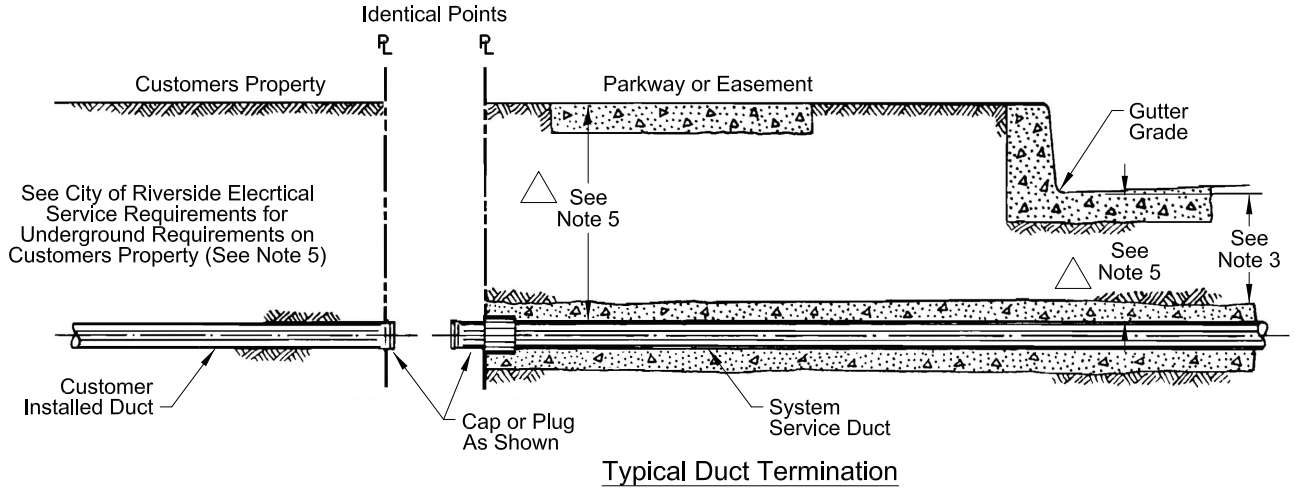
DATE: 08/28/18

CHECKED BY (FIELD): JH

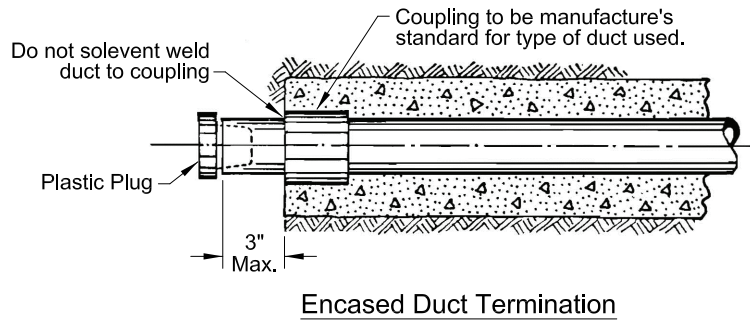
PREPARED BY: SJR


APPROVED BY: *Stephen E. Saford*

Typical Duct Terminations



Typical Duct Terminations



Notes: 

1. All service laterals shall terminate in such location that an extension of same shall have 12" minimum clearance from property line corner.
2. See UGS-100 for approved type of duct.
3. See UGS-100.1 for general trench, backfill and concrete requirements.
4. See UGS-125 for duct spacing requirement.
5. Where a duct is stubbed out to Property Line, Parkway, Easement or Curb to and be picked up later by future development it must terminate on a level course at a minimum depth of 24" and maximum depth of 36" (Unless Otherwise Specified).
6. Process is used typically with streetlights.